



By appointment
to HM The Queen
motor car manufacturers
Bentley Motors Limited
Crewe Cheshire



By appointment
to HRH The Prince of Wales
motor car manufacturers
Bentley Motors Limited
Crewe Cheshire



BENTLEY

THE NEW CONTINENTAL GT RANGE



THE NEW CONTINENTAL GT RANGE



INTRODUCTION ^{6/} DESIGN ^{28/} PERFORMANCE ^{36/}
INTERIOR ^{46/} IN-CAR TECHNOLOGY ^{52/}
PERSONALISING YOUR CAR ^{60/} MULLINER ^{84/}
DESIGNER’S CHOICE ^{86/} WORLD OF BENTLEY ^{102/}
OVER TO YOU ^{108/} SPECIFICATIONS AND OPTIONS ^{110/}
THE CONTINENTAL RANGE ¹²²

Photography – Colour specification of cars illustrated:

Continental GT V8: Marlin Beluga leather interior Dark Fiddleback Eucalyptus veneer	Continental GT V8 Convertible: Rubino Fireglow and Shortbread leather interior Dark Stained Burr Walnut veneer	Continental GT V8 S: Jetstream Beluga leather interior Piano Black veneer	Continental GT V8 S Convertible: Magnetic Portland and Porpoise leather interior Bright Tint Aluminium and Piano Black veneer
Continental GT: Silver Frost Damson leather interior Dark Stained Burr Walnut veneer	Continental GT Convertible: Camel Camel and Burnt Oak leather interior Dark Stained Burr Walnut veneer	Continental GT Speed: Apple Green Beluga with Porpoise accents leather interior Dark Tint Aluminium veneer	Continental GT Speed Convertible: Sequin Blue Imperial Blue with Linen accents leather interior Carbon Fibre veneer





Time to make your escape.

Spontaneity is a luxury to which few truly have access. But for those with the freedom to take flight at a moment's notice, there can be no more desirable car in which to do so than a Continental GT.

From the consummate Continental GT V8 and its sportier sibling, the V8 S, to the power and luxury of the W12 Continental GT and the phenomenal GT Speed, there is a Continental to suit every taste; a grand tourer for all who insist on exquisite exhilaration.

With new updates to the Continental's sleek styling and a wealth of handcrafted new options, there has never been a more appropriate moment to reach for the keys and take to the road.

Convertible or coupé?

It's a small question, but one with big implications.

Both body styles cut a striking silhouette. In fact, both inspire awe when viewed from any height or angle. But this is not so much a question of how you want your Continental to look. It's about how you want to feel when you drive.

It could be argued that the coupé is the classic Continental. But it could also be said that a convertible is the only way to truly appreciate the open road. And with a secure, four-layer electric roof, you might struggle to tell the difference with the top up; it's so quiet. Whatever your preference, you will enjoy incredible performance and generous space for your passengers and luggage, whichever Continental you choose. Consider it a choice of two routes to the same destination.





The Continental GT V8.

For those keen to experience grand touring the way it was always meant to be, meet the consummate Continental: the Bentley Continental GT V8.

Its 4.0 litre, twin-turbocharged engine delivers the powerful roar you expect from a V8 powerplant. Inside, however, expect to be struck by much more than its exquisite exhaust note.

The straight fluted seats lend a sleek sense of contemporary style to the luxurious interior. The brightware in the centre console contrasts with the Dark Fiddleback Eucalyptus veneers that encircle the cabin, while redesigned rear console storage affords more space for travelling essentials.

From the outside, its pedigree is clear: with its bright chrome matrix grille, its dark red Bentley badging and its twin figure-of-eight stainless steel tailpipes, the Continental GT V8 is the embodiment of luxury grand touring.





The Continental GT V8 S.

The Continental GT V8 S introduces a serious sporting edge to the Continental range.

From the rich purr it emits on starting to the glorious roar as it accelerates from 0-60 mph in 4.3 seconds (0-100 km/h in 4.5 seconds)*, it delivers nothing less than pure exhilaration.

Sports suspension with a 10 mm reduction in the standard Continental ride height makes driving an experience to remember – an effect heightened by the addition of the Bentley 3-spoke sports steering wheel. And it looks the part too.

A gloss black finish on the side sills, rear diffuser and front splitter give the car a more purposeful appearance, while the red painted brake callipers, visible through the 20" open-spoke wheels, complement its red V8 Bentley badges.

The Continental GT V8 S is undoubtedly a great British grand tourer. But it's the combination of Bentley craftsmanship and motorsport style that truly evokes the thrill of the track.

The Continental GT.

Meet the Continental GT: grand touring for drivers who demand performance and refinement in equal measure.

Its 6.0 litre, twin-turbocharged W12 engine delivers 720 Nm of torque (531 lb ft at 1,800 rpm). The result is effortless acceleration from 0-60 mph in 4.3 seconds (0-100 km/h in 4.5 seconds)*.

But the Continental GT's legendary performance is only half the story. Take a seat inside and the luxurious nature of Bentley design is revealed in all its glory. A flawless combination of natural materials and fine craftsmanship, from the hand-stitched leather hides and polished wood veneers to the dashboard-mounted clock, this is a car as refined as it is powerful.

This is grand touring in unprecedented style.





The Continental GT Speed.

Prepare for an encounter with the most powerful and exquisite Continental. As finely crafted as it is exhilarating to drive, nothing compares to the Continental GT Speed.

Unique dark tint 21" wheels match the dark tint of the lights and front grilles, hinting at the power to be unleashed. With a twin-turbocharged, 6.0 litre W12 engine that can propel the car to a top speed of 206 mph (331 km/h)*, this is the fastest road-going Bentley ever built. And with its lower ride height, it feels even faster. But for many, there are other reasons to opt for the flagship Continental.

Throughout the cabin, luxury and dynamism exist side by side. The sports steering wheel is hand-upholstered in the same hide as the diamond-quilted seats and side panels. Aluminium treadplates engraved with the Speed logo match the Speed logos embroidered onto the headrests. Drilled alloy sports foot pedals and a finely knurled gear lever complete the picture.

If you live to experience excitement in unbridled luxury and performance, the Continental GT Speed awaits.





DESIGN



The art of luxurious design.

The knife-edge crease lines that characterise the Continental's profile cannot be created by traditional manufacturing techniques. This can only be achieved by superforming – a process developed in the aerospace industry, in which the aluminium is heated to 500°C and shaped by air pressure. It's just one example of the attention to detail that sets the Continental GT apart.

From the familiar powerline running back along the profile of every Continental GT to the distinctive twin headlamps that adorn the front, the Bentley design DNA is evident in every exterior detail.

A redesigned front bumper, grille and fenders give a confident stance, while a wider rear bumper is more evocative of power and purpose.

The lean muscular form of the rear haunch conveys the power that resides beneath, while the Bentley matrix grille provides a clear reminder of the car's racing heritage.





Design: the facts.

- Sleek GT body with dominant bonnet line
- Superformed design lines with no welded joins or seams
- Signature Bentley radiator grille
- Distinctive twin headlamps with LED signature lamps
- Bentley 'B' styled front fender wing badge
- Wraparound LED rear lamps with jewellery effect inner lamp treatment



PERFORMANCE





The race-ready Continental GT3 engine.

The V8 engine: proven on the racetrack.

Beneath the bonnet of the Continental GT V8 and the Continental GT V8 S beats the same heart that drives Bentley's GT3 track car: a 4.0 litre, twin-turbocharged V8 engine capable of generating up to 680 Nm (502 lb ft)* of torque.

Despite its power, CO₂ emissions are only 246 g/km**, due in part to the use of Variable Displacement. At less aggressive throttle openings, the engine switches off four of its eight cylinders, so they only act as gas springs. As soon as the car accelerates, the other four cylinders seamlessly re-activate.

Switchable hydraulic engine mounts change to a 'soft' state while the car is idling to improve isolation from vibration, then back to 'hard' when the car is driven more dynamically, reducing roll and boosting performance.


A 32-bit TriCore™ microprocessor sits at the heart of the engine management system, ensuring that all of these mode changes are

made with imperceptible smoothness – much like the gear changes, thanks to the 8-speed transmission.

For the ultimate in efficient performance, the engineering team introduced hot-side inside (HSI) technology: in essence, a method of reducing both energy wastage and engine weight by mounting the turbochargers within the 'V' of the V8 cylinder arrangement. The result is improved throttle response due to the shorter intake.

On the Continental GT V8 S, the suspension has been lowered, while the springs and damping have been revised, front and back. Alongside an uprated rear anti-roll bar, this improves control and balance, while the recalibrated steering enhances driver feedback and feel. The suspension is even tuned differently for the coupé and convertible models, to optimise the effect for each body style.

Built for the road and tuned for the track, this is a powertrain designed to excite.



*Continental GT V8 S.
**Continental GT V8 coupé.



The V8 engine: the facts.

- 4.0 litre, twin-turbocharged V8 engine
- Maximum speed of 192 mph / 309 km/h*
- 0-60 mph in 4.3 seconds / 0-100 km/h in 4.5 seconds*
- 520 bhp / 388 kW / 528 PS @ 6,000 rpm*
- 680 Nm / 502 lb ft @ 1,700 rpm*
- Permanent all-wheel drive
- Hot-side inside (HSI) turbochargers for improved throttle response
- Variable cylinder displacement for increased efficiency



The W12 engine: 6.0 litres of power.

Both the Continental GT and the Continental GT Speed are built around the latest incarnation of Bentley's renowned 6.0 litre, twin-turbocharged W12 engine.

With the power to propel an all-wheel drive grand tourer to speeds of over 200 mph (321 km/h)*, the entire powertrain represents the cutting edge of automotive engineering. Torque now reaches 720 Nm (531 lb ft) in the Continental GT and 820 Nm (605 lb ft) in the GT Speed.

Every model in the Continental range features a Torsen permanent all-wheel drive system, with the power split 40:60 front to rear. This allows drivers to control the car's position and balance more easily via the throttle, while minimising understeer during hard cornering. The result is a drive that, while safer, feels even more thrilling and dynamic.

The turbochargers have been singled out for special attention, the result being excellent responsiveness at low engine speeds, with efficiency gains too. They work together with a new engine management system and the 8-speed transmission to improve refinement and fuel economy further.

In the Continental GT, a variable displacement system is able to cut the number of cylinders in operation from twelve to six, when the full power of the engine is not needed. The moment the throttle is opened again, they re-activate automatically.

The result of all this engineering innovation is reduced fuel consumption and emissions, with the benefit of even faster acceleration.





The W12 engine: the facts.

- 6.0 litre, W12 twin-turbocharged engine
- Maximum speed of 206 mph / 331 km/h*
- 0-60 mph in 4.0 seconds / 0-100 km/h in 4.2 seconds*
- 626 bhp / 467 kW / 635 PS @ 6,000 rpm*
- 820 Nm / 605 lb ft @ 2,000 rpm*
- Permanent all-wheel drive
- Variable cylinder displacement (Continental GT only)





The inside story.

Perhaps the first thing you notice when sitting in the new Continental GT is the quality of craftsmanship evident in the seat itself. New design straight fluting or diamond quilted hides give the inside of the car a fresh, contemporary edge.

The leather is not limited to the seats, however, nor are your chosen colours limited to the leather. In fact, the stitching, carpets and seat belts can all be commissioned to complement or contrast your chosen colour of hide.

Ethically sourced veneers encircle the cabin. Those with visible grain patterns are mirror-matched, meaning that each panel is placed opposite its mirror-image to ensure the whole cabin is symmetrical. To achieve that legendary finish, every veneered panel is sanded and lacquered by hand multiple times.

For a more technical look, there are options beyond handcrafted wood. 'Engine Spin' aluminium can be selected in a dark or bright finish, while carbon fibre can be chosen to evoke the extreme style of modern track cars.

Set into the fascia, sits the re-designed dashboard-mounted clock, alongside instrument dials with chrome bezels that match the bulls-eye air vents and knurled chrome organ stop controls.

It may well be the seats that you notice first. But in seconds, it will become evident that the entire cabin is crafted by hand.





Interior: the facts.

- Contemporary design straight flute or diamond quilted seats
- Hand upholstered leather seats
- Twin-stitched hide (contrast stitching optional)
- Symmetrical fascia, inspired by the shape of the winged 'B' Bentley logo
- Seat belts and leather-bound carpets to match hide colours
- Ethically sourced, mirror-matched veneers
- Automatic seat belt presenter
- Dashboard-mounted clock
- Bulls-eye air vents with chrome organ stop controls



IN-CAR TECHNOLOGY





The 21st Century grand tourer.

The 8" touch screen in the centre console controls an integrated information and entertainment system. A 30 GB hard drive provides quick access to mapping data and the option of landscape imagery*, alongside live traffic data and online access for point-of-interest searches.

An optional WiFi hotspot supports the use of digital devices such as tablets, smartphones and laptops. All it requires for operation is a SIM card; this can be the card you normally use in your phone or a separate card supplied by your mobile network.

The Continental GT can pair with almost any Bluetooth® smartphone, tablet or media player, playing music through the in-car audio system and accessing the contact database in a smartphone.

The sound system itself features eight Balanced Mode Radiator (BMR) speakers. By combining the functions of separate tweeters and mid-range speakers in a single unit, they are able to direct sound around the cabin accurately and with incredible clarity. Choose the convertible and enjoy automatic adjustment to the subwoofer and overall bass settings when the top is down.

The facts.

- 8" touch screen infotainment system
- Integrated satellite navigation*
- 30 GB hard drive for instant access to map data and more*
- Bluetooth® connection to smartphones and tablets
- 8-channel BMR audio system
- Volumetric ultrasonic alarm
- Satellite radio (Sirius)*



Naim™ for Bentley: unrivalled in-car sound.

Those looking for the ultimate audio experience should consider the Naim™ for Bentley premium audio system. Featuring 11 Balanced Mode Radiator (BMR) speakers and an 1,100 watt amplifier no larger than a conventional 420 watt unit, it is the result of an acoustic analysis that considered every possible factor – right down to the way the car's body panels behave in motion.

It even features a DSP 'brain' that can re-time the sound, ensuring that the bass from the boot-mounted subwoofer reaches the listener's ears at the same time as the treble from the front dashboard-mounted tweeters.

The result is a new benchmark in automotive sound systems, wherever you sit in the car.

The facts.

- 1,100 watt amplifier (11 channels)
- 8 (enhanced) DSP modes
- 11 Naim™ speakers including dual subwoofers
- Dynamic equalisation
- Theatre surround-sound experience



The complete convertible.

The roof of the Continental GT Convertible is so cleverly insulated that with the top up, it's easy to believe you're sitting in a coupé. Its four layers of custom-designed fabric ensure that the car and its contents remain secure, even when unoccupied. With the top down, however, there are several features designed specifically to enhance the thrill of open-top grand touring.

Heated front seats are a standard feature whereas integrated neck warmers, a wind deflector and a heated steering wheel are all included in the All Seasons Specification* or as individual options, taking the chill off any cold-weather drive.

This truly is a convertible that can be enjoyed all year round.



The facts.

- Four-layer insulated roof
- Heated front seats
- Integrated neck warmers*
- Wind deflector*
- Heated steering wheel*
- Front seat ventilation system including massage function*



PERSONALISING YOUR CAR





The Continental – as created by you.

With so many options to configure your car to your personal taste, it is highly unlikely you will ever see another one quite like it. From the exterior paint and wheels to fine details such as steering wheel upholstery and the finishes on the foot pedals and the gear lever, almost every visible feature can be customised to your specification. But if you desire even more freedom to tailor your Continental, the Mulliner team at the Bentley factory in Crewe can undertake completely bespoke modifications, to meet your specific requirements.





- KEY

 - Standard colours (except Continental GT V8)
 - Continental GT V8 standard colours
- 1 Violette

2 Grey Violet

3 Pale Velvet

4 Heather

5 Black Velvet

6 Azure Purple

7 Magenta

8 Passion Pink

9 Rubino Red

10 Sunset

11 Damson

12 Light Claret

13 Burgundy

14 Dragon Red

15 St. James' Red

16 St. James' Red (Solid) ■●

17 Candy Red

18 Orange Flame

19 Claret

20 Amber

21 Burnt Orange

22 Bronze

23 Continental Yellow (Solid)

24 Monaco Yellow (Solid)

25 Havana ■

26 Sunburst Gold

27 Special Magnolia

28 Gazelle

29 Extreme Silver Satin

30 Old English White (Solid)

31 Special Magnolia (Solid)

32 Camel ■

33 Breeze

34 Citric (Solid)

35 Magnolia (Solid)

36 Silver Storm

37 Silver Taupe



- 38 Silver Frost

39 Ghost White (Pearlescent)

40 White Satin

41 Ice

42 Hallmark■

43 Arctica (Solid)

44 Moonbeam ■●

45 Magnetic

46 White Sand ■

47 Extreme Silver

48 Light Grey Satin

49 Porcelain

50 Glacier White (Solid) ■●

51 Silver Tempest

52 Sandstone

53 Dove Grey (Solid)

54 Light Gazelle

55 Pale Brodgar

56 Venusian Grey

57 Dark Cashmere ■

58 Dark Grey Satin

59 Tungsten

60 Burnt Oak

61 Arabica

62 Brodgar

63 Granite ■

64 Cumbrian Green

65 Barnato (Solid)

66 Midnight Emerald ■


67 Light Onyx

68 British Racing Green 4 (Solid)

69 Anthracite Satin

70 Storm Grey

71 Spruce



- 72 Verdant

73 Light Emerald

74 Pale Emerald

75 Apple Green

76 Cypress

77 Alpine Green

78 Glacier Blue (Solid)

79 Jetstream

80 Light Windsor Blue

81 Silverlake

82 Portofino ■

83 Aquamarine

84 Neptune

85 Light Sapphire

86 Kingfisher

87 Pale Sapphire

88 Fountain Blue

89 Marlin ■

90 Peacock

91 Sequin Blue

92 Moroccan Blue

93 Blue Crystal

94 Thunder ■●

95 Anthracite

96 Meteor■

97 Windsor Blue

98 Dark Sapphire ■●

99 Onyx ■●

100 Titan Grey

101 Volcanic Black

102 Beluga (Solid) ■●

103 Oxford Blue (Solid)

104 Black Crystal

105 Black Sapphire

106 Royal Ebony

107 Spectre



You can even commission your own colour.

There are over 100 exterior colours from which you can choose a finish for your Continental. Yet experience tells us that our customers can be so discerning, 100 isn't always enough.

Fortunately, our paint specialists can perfectly match any colour sample you provide – and reproduce it in a mirror-like finish on your new car. Your inspiration could come from anywhere. Consider, for example, the way the fabric of a favourite dress catches the light. Now imagine the same effect playing on the sleek lines of a new Continental GT.



A wide range of wheels.

Continental wheels are available in a range of designs. Depending on your choice, six different finishes are also available.

Just like the rest of the Continental exterior, all Continental wheels were designed at the Bentley factory in Crewe, so they match the car's proportions perfectly. For full all-weather capability, winter compound tyres are also available from your Bentley dealer.



21" SPEED ALLOY
WHEEL – DARK TINT



21" SPEED ALLOY
WHEEL – PAINTED



20" 6 TRI-SPOKE ALLOY
WHEEL – PAINTED



21" 7 TWIN-SPOKE ALLOY
WHEEL – POLISHED



21" 10-SPOKE PROPELLER ALLOY
WHEEL – POLISHED



21" 5-SPOKE DIRECTIONAL SPORTS
ALLOY WHEEL – DARK TINT



21" 6 TWIN-SPOKE ALLOY
WHEEL – BLACK MACHINED



21" 6 TWIN-SPOKE ALLOY
WHEEL – POLISHED



20" OPEN-SPOKE ALLOY
WHEEL – PAINTED



20" OPEN-SPOKE ALLOY
WHEEL – DARK TINT



20" 6 TRI-SPOKE ALLOY
WHEEL – PAINTED AND
DIAMOND TURNED



21" 7 TWIN-SPOKE ALLOY
WHEEL – GRAPHITE AND
DIAMOND TURNED



21" 10-SPOKE PROPELLER ALLOY
WHEEL – PAINTED



21" 7-SPOKE ELEGANT ALLOY
WHEEL – BLACK LIMITED EDITION



21" 6 TWIN-SPOKE ALLOY
WHEEL – PAINTED



20" OPEN-SPOKE ALLOY
WHEEL – POLISHED

RIGHT
21" 5-SPOKE DIRECTIONAL
SPORTS ALLOY
WHEEL – PAINTED





Interior veneers.

All Bentley wood veneers are cured and treated with five layers of clear lacquer by hand, to achieve a truly luxurious finish without compromising the natural beauty of the grain. With a wide range of veneers to choose from, all of which are ethically sourced, alongside options such as Bright or Dark Tint Aluminium and the motorsport-inspired Carbon Fibre, for a more technical look.



Tamo Ash



Chestnut



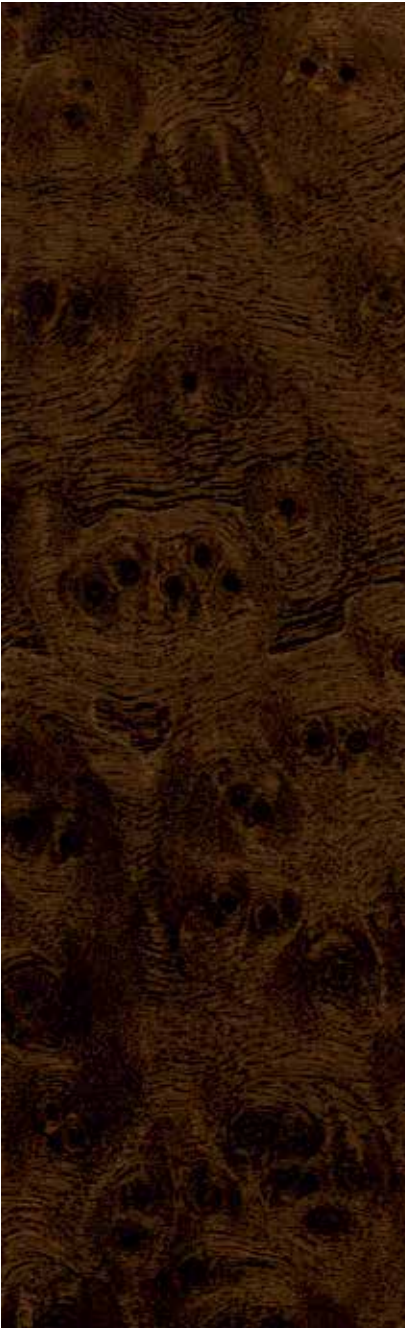
Madrona



Burr Walnut



Dark Fiddleback Eucalyptus



Dark Stained Burr Walnut




Piano Black



Carbon Fibre



Bright Tint Aluminium



Dark Tint Aluminium
(Continental GT Speed models only)



Burnt Oak Fireglow Hotspur Damson Saddle Newmarket Tan Camel Saffron Magnolia Linen




Shortbread Portland Cumbrian Green Imperial Blue Porpoise Brunel Beluga

Interior hides.

Bentley has never resorted to embossing on hides to disguise imperfections. The craftsmen and women at the Bentley factory select only the finest leather from northern European herds that graze at higher altitudes, where insect bites and other disfiguring marks are less likely to be found on the animals.

Before delivery to the Bentley factory, the hides undergo a traditional tanning process, giving them a rich, mature leather aroma. Only then is each skin pre-tensioned and examined, before it is passed to the upholsterers.

There are many hides and colour combinations to choose from, but whichever you select, you can rely on the exacting standards of the craftsmen and women who selected them.



Beluga Blue Grey Light Grey Saddle Camel Saffron Magnolia

Convertible Headlining Colours



Black Dark Brown Dark Grey Metallic Green Blue Claret Grey Beige

Convertible Hood Colours

Convertible colours.

The roof of the car offers further opportunity for personalisation. There is a wide range of options for the headlining that adorns the inside of the roof, while the external fabric used in the four-layer hood on the convertible can also be specified in your choice of colour.



Interior options - the facts.

- Storage case to match centre console
- Contrast stitching and hand cross stitching
- Deep pile overmats or lambswool rugs
- Ventilated front seats with massage function
- Heated steering wheel
- Veneer doors and rear-quarter inserts





A choice of optional packages.

Creating a bespoke Continental is always a rewarding experience. A vast number of colour, trim and feature combinations enable you to create your ideal specification.

To make it easier, Bentley has created a selection of optional packages that will add to your overall ownership experience. Multiple packages can be chosen as well as individual options. All work in harmony to create a very personal Continental.

COLOUR SPECIFICATION (Continental GT V8 only)

- Full choice of hides – 17 colours available
- Full choice of interior colour splits
- Leather headlining available in 17 hide colours (coupé only)
- Full choice of hood colours available (Dark Grey Metallic subject to additional cost)

MULLINER DRIVING SPECIFICATION

(Continental GT, V8 and V8 S only)

- Unique 21" alloy wheel (alternative wheels available)
- Seats and main panels upholstered in diamond quilted, perforated hide
- Indented hide details throughout
- Jewel fuel and oil filler caps
- Knurled sports gear lever (standard on Continental GT V8 S)
- Drilled alloy sports foot pedals
- Colour Specification (GT V8 only)
- Embroidered Bentley emblems (no cost option)
- Dark Stained Burr Walnut and Piano Black veneer (no cost option, Piano Black standard on Continental GT V8 S)

PREMIER SPECIFICATION (All models)

- Naim™ for Bentley premium audio system
- Rear view camera
- Massage seats and seat ventilation to front seats
- Valet parking key
- Twin front armrests

INTERIOR STYLE SPECIFICATION WITH

CONTRAST STITCHING (All models)

- Contrast stitching
- Hand stitching to steering wheel in contrasting colour
- Deep pile overmats
- Contrast binding to overmats (blind binding when colour outside standard range chosen)
- Contrast binding to boot carpet (blind binding when colour outside standard range chosen)

INTERIOR STYLE SPECIFICATION WITH

HAND CROSS STITCHING (All models)

- Hand cross stitching
- Hand stitching to steering wheel in contrasting colour
- Deep pile overmats
- Contrast binding to overmats (blind binding when colour outside standard range chosen)
- Contrast binding to boot carpet (blind binding when colour outside standard range chosen)

ALL SEASONS SPECIFICATION (All Convertible models)

- Heated, single tone, 3-spoke, hide trimmed steering wheel
- Neck warmer (Premier Specification or ventilated seats must be selected)
- Wind deflector

GT V8 S SPORTS SPECIFICATION

(Continental GT V8 S models only)

- Sports exhaust
- Carbon ceramic brakes with a choice of red or black painted brake callipers
- Carbon Fibre fascia panels

EXTENDED GT V8 S SPORTS SPECIFICATION

(Continental GT V8 S models only)

- Sports exhaust
- Carbon ceramic brakes with a choice of red or black painted brake callipers
- Carbon Fibre fascia, console and roof panels

CLASSIC SPECIFICATION (Continental GT and GT V8 only)

- Bright chromed lower bumper matrix style grille
- Veneered door and rear quarter inserts
- Veneered rear armrest (coupé only)
- Storage case to centre console
- Boot carpet matched to interior carpet colour



The bespoke Bentley, by Mulliner.

Mulliner, Bentley's personal commissioning department, takes Bentley personalisation even further, giving you the chance to make your car truly unique. Consider it the bespoke tailor of the automotive world.

Established in 1760, Mulliner was one of Britain's first coachbuilders. When the 'horseless carriage' emerged in the 1900s, the company was ideally placed to build their bodywork.

Today, the Mulliner workshop undertakes every bespoke Bentley project. From requests as simple as monogrammed upholstery to the kind of tailored body modifications that can only be undertaken by a skilled coachbuilder, the Mulliner team delivers luxury on a new level.

Its Bespoke Hide Service, for example, enables you to commission a hide colour to match any colour sample you provide. Whether it's a favourite suit, a favourite lipstick or the coat of your favourite racehorse, Mulliner's experts can re-create any shade you specify and reproduce it almost anywhere in your car.

With Mulliner, you can also choose to personalise specific elements of your Bentley. For example, the design team have suggested a unique, eye-catching colour split to highlight the 'cobra' effect of the new Continental GT Speed seat, which can be complemented with contrast stitching and embroidered Bentley logos.

Mulliner offers limitless opportunity to enhance the exhilaration you can only feel in a Continental. There is no better way to create the car of your dreams.





DESIGNER'S CHOICE

Direct from the drawing board.

When colours are combined successfully, the result can be breathtaking. Even the subtlest adjustment of one hue can unlock the beauty of the others. On the pages that follow, our designers demonstrate the power of a well-planned palette, with a selection of their personal favourites.





Sunspot.

The glowing, autumnal Amber exterior is echoed by the warmth of the Madrona veneers within. A dual tone Linen and Newmarket Tan interior strikes just the right balance of freshness and contrast. The effect is a fusion of the contemporary with the classic.



Continental GT V8.



Exterior Paint:
Amber

Main Hide:
Linen

Secondary Hide:
Newmarket Tan

Veneer:
Madrona

Pure Power.

White with red painted brake callipers and black body trim: a classic sports combination. By replacing traditional white gloss with a metallic light silver alternative, Ice gives this Continental GT V8 S a sophisticated look, while retaining its racing edge.



Continental GT V8 S.



Exterior Paint: Ice
Main Hide: Porpoise
Secondary Hide: Fireglow
Veneer: Piano Black





Solar Power.

If it were possible for a single colour to encapsulate the thrill of driving a Continental GT V8 S convertible at speed in the sun, it would be Monaco Yellow. With the top down, yellow stitching is clearly visible on the Beluga black leather hides that adorn the cabin. A beautiful car, crafted and configured for the open road.



Continental GT V8 S Convertible.



Exterior Paint:
Monaco Yellow

Main Hide:
Beluga

Secondary Hide:
Beluga

Veneer:
Piano Black

Chromium.

With its Moonbeam exterior paintwork, this Continental GT – now widely regarded as the definitive modern Bentley – looks like it has been sculpted from a solid block of steel. A classic interior combination of Porpoise and Camel hides complement the Dark Fiddleback Eucalyptus fascia for a look that is unmistakably Bentley.



Continental GT.



Exterior Paint: Moonbeam
Main Hide: Camel
Secondary Hide: Porpoise
Veneer: Dark Fiddleback Eucalyptus





Red Line.

No colour signifies passion and heightened emotion like red. The Candy Red exterior of this Continental GT Speed affords a classic sports car look, while the Porpoise with Hotspur accent hides that adorn the interior lend this uncompromising configuration a contrasting cool confidence.



Continental GT Speed.



Exterior Paint:
Candy Red

Main Hide:
Porpoise

Secondary Hide:
Hotspur

Veneer:
Carbon Fibre

Forbidden Fruit.

The hidden depths of this Continental's Damson paintwork add a sense of opulence to the dark black hood. Inside, the cool sophistication of the Portland main hide provides the perfect canvas for the natural beauty of the Dark Stained Burr Walnut veneers.



Continental GT Speed Convertible.



			
Exterior Paint: Damson	Main Hide: Portland	Secondary Hide: Damson	Veneer: Dark Stained Burr Walnut







VALVE CAPS



JEWELLED TORCH



CHILD SEAT (GROUP 1)

Accessories.

Our designers and engineers are involved in setting the specifications for each of the accessories for the Continental GT, which are then rigorously tested to Bentley standards.

Accessories include protective personalised car covers for both indoor and outdoor use, self-righting wheel centre badges and winter traction aids for snow and ice.

The jewelled Bentley torch features the Bentley 'B' etched into the lens, while a child seat trimmed with Bentley upholstery can even be embroidered with your child's name.

For details of our full accessories range, please contact your local Bentley dealer.



ILLUMINATED TREADPLATES



PERSONALISED INTERIOR CAR COVER



PERSONALISED EXTERIOR CAR COVER

PERSONALISED CHILD SEAT
(GROUPS 2-3)LALIQUE FOR BENTLEY
CRYSTAL EDITION FRAGRANCE (FOR MEN)LADIES BARNATO HANDBAG WITH
LIGHTWEIGHT CASHMERE STOLE

BENTLEY WINGS BALL PEN

Bentley Collection.

Bentley is one of the few remaining companies in the world from which you can still commission a bespoke, hand-built car. The Bentley Collection is a remarkable range of items, all developed with the same level of craftsmanship and attention to detail afforded to our cars.

To view our entire Bentley Collection, please contact your local Bentley dealer or simply visit our online store at Shop.BentleyMotors.com

STERLING SILVER WHEEL CENTRE
CAP CUFFLINKS

LADIES PRINTED SILK SQUARE SCARF



Bentley events.

Every year, Bentley runs a series of events exclusively for Bentley drivers, enthusiasts and anyone who wishes to gain a closer acquaintance with the Bentley brand.

From the pure exhilaration of the Power on Ice experience, to grand tours through some of Europe's most impressive landscapes, our range of unique events offers something for the adventurous explorer and thrill seeker.

To discover more, visit Events.BentleyMotors.com

Financing your Continental GT.

We tailor our finance agreements to ensure you make the most of your investment. While other financiers look only at their customer, our experts create bespoke packages, based not just on your personal circumstances, but also on the car you commission.

To discover more, please visit your local Bentley dealer or visit BentleyMotors.com



The Bentley Experience.

The Bentley Experience begins at CWI House, offering you an immersive and memorable brand experience at the home of the Bentley factory in Crewe – where each and every one of our cars is crafted to perfection.

The CWI House showroom contains the full model range with a brand new Personalisation area, bespoke Mulliner room and dedicated boutique, giving you a clear window into the world of the Bentley brand.

With the opportunity to visit Bentley's factory, the Bentley Experience offers a unique insight into the world-class design and engineering required to create a Bentley motor car. Factory visits are available exclusively to customers.

When you commission your Bentley in person, you will discover exactly what craftsmanship means. A personal guide will tailor every detail of your visit to your time, tastes and interests, right down to selecting the colour of thread used to hand cross stitch the interior you desire. Whether you have an hour to spare or a whole day, seeing the way your car is made will only accentuate the pleasure of owning it.

To book a visit to CWI House and the factory, please visit BentleyMotors.com





OVER TO YOU

Over to you.

No car evokes the spirit of spontaneous adventure quite like the Continental GT. So why wait?

To arrange a test drive, please contact your local Bentley dealer.

For more information on any of the models in the Continental GT range, visit [BentleyMotors.com](https://www.bentleymotors.com)

Alternatively, scan the code below:



SPECIFICATIONS AND OPTIONS



Continental GT V8

STANDARD SPECIFICATION

- BRAKES**
- Brake system with Electronic Stability Programme (ESP), Antilock Braking System (ABS), Electronic Brake Force Distribution (EBD), Hydraulic Brake Assistance (HBA), Drag Torque Control (MSR) and aquaplane detection
 - Front vented disc brakes 405 x 36 mm (Bentley branded black painted brake callipers)
 - Rear vented disc brakes 335 x 22 mm (black painted callipers)
 - Electronic parking brake with drive away assist
 - Brake pad wear indicator
- WHEELS**
- Wheel size: 20" 6 tri-spoke alloy wheels - painted with red wheel centre badges
- Electronic Tyre Pressure Monitoring System (TPMS)
- STEERING**
- Type: Speed sensitive power steering
- SUSPENSION**
- Front: Four link double wish-bones, computer controlled self-levelling air suspension, with anti roll-bar
- Rear: Trapezoidal multi-link, computer-controlled self-levelling air suspension, with anti roll-bar
- Damping: Air springs with Continuous Damping Control (CDC)
- Door area lighting in lower edge of exterior mirrors and entrance lighting in lower edge of each door
 - Concealed rear aerofoil with automatic deployment
 - Colour coded electronically adjustable door mirrors with heating, power folding and memory functions
 - Power latching to driver and passenger doors for easy entry and exit
 - Rain sensing windscreen wipers
 - Power open and close boot system, with boot latch design
 - Acoustic interlayer to side and rear glass
 - Keyless entry and ignition
 - Standard fuel filler cap
 - Central locking with remote boot release
 - Twin figure-of-eight stainless steel tailpipes
 - Choice of 7 exterior paint colours: Beluga, Dark Sapphire, Glacier White, Moonbeam, Onyx, St. James' Red, Thunder

INTERIOR

- Full premium grade hide interior with a choice of 4 colours: Beluga, Imperial Blue, Porpoise, Newmarket Tan
- Slim design power adjustable front seats with heating, lumbar and memory functions
- 4 seat configuration with straight flute seat design
- Isofix rear seat fixings
- Short centre console with single armrest
- Dark Fiddleback Eucalyptus veneer to fascia panels and console
- Eliade cloth headlining in four colours: Beluga, Grey, Blue, Saddle
- Dashboard-mounted clock
- 1 monotone interior colour split
- Deep pile carpets
- Boot carpet in black (Beluga)
- Seat belts and leather-bound carpets to match all hide colours
- Single-tone, 3-spoke, hide-trimmed steering wheel
- Bulls-eye air vents with chrome organ stop controls
- Instrument dials with satin chrome bezels
- Electric tilt and reach adjustment steering column with memory and easy entry and exit functions
- Column-mounted gear shift paddles
- Treadplates with embossed 'BENTLEY'
- Automatic seat belt presenter
- Footwell and centre console stowage illumination
- Rear console hidden storage area incorporating USB charging sockets
- Extensive acoustic pack

TECHNOLOGY

- Front screen infotainment system with 8" high resolution screen and incorporating AM/FM radio, HDD navigation, external media interface, single DVD/CD slot, single SD card slot, integrated HVAC controls, telephone control with Bluetooth® wireless connectivity, suspension settings and TPMS features – voice activation on infotainment system features*
- Engine start/stop button
- Satellite radio (Sirius)*
- 8 channel, 8 speaker audio system with Balanced Mode Radiator (BMR) speakers
- Multi-zone automatic climate control system
- Volumetric ultrasonic alarm
- Bentley GPS tracking system provision*
- Park distance control with graphic on infotainment screen and audible warning
- Hide and chrome trimmed gear lever with manual shift change facility
- Driver and front passenger airbag with front passenger deactivation and driver's knee airbag*
- Front and rear side and thorax airbags

OPTIONAL SPECIFICATION

EXTERIOR

- 100+ additional exterior paint colours and the bespoke colour matching service
- Jewel fuel and oil filler caps
- Bright chromed lower bumper matrix style grille
- 21" 6 twin-spoke alloy wheel – painted
- 21" 6 twin-spoke alloy wheel – polished
- 20" 6 tri-spoke alloy wheel – painted and diamond turned
- 21" 10-spoke propeller alloy wheel – painted
- 21" 10-spoke propeller alloy wheel – polished
- 21" 7 twin-spoke alloy wheel – polished (Mulliner Driving Specification only)
- 21" 7 twin-spoke alloy wheel – graphite and diamond turned (Mulliner Driving Specification only)
- Winter wheels and tyres
- 20" space saving spare wheel and tyre in lieu of tyre inflation kit*

INTERIOR

- Choice of 6 additional veneers: Burr Walnut, Chestnut, Dark Stained Burr Walnut, Madrona, Piano Black, Tamo Ash
- Choice of 13 additional hide colours: Brunel, Burnt Oak, Camel, Cumbrian Green, Damson, Fireglow, Hotspur, Linen, Magnolia, Portland, Saddle (only available with Colour Specification), Saffron, Shortbread
- Choice of 5 additional colour splits, including dual tone seat split (only available with Colour Specification)
- Bright tint aluminium fascia panels
- Veneer door and rear quarter inserts
- Twin front armrests
- Storage case to centre console
- Deep pile overmats to front and rear (in lieu of standard mats)
- Lambswool rugs to front
- Dual tone, 3-spoke, hide trimmed steering wheel
- Heated, single tone, 3-spoke, hide trimmed steering wheel
- Wood and hide 3-spoke, hide trimmed steering wheel (not available with Dark Fiddleback Eucalyptus)
- Sports, single tone, 3-spoke, hide trimmed steering wheel
- Sports, dual tone, 3-spoke, hide trimmed steering wheel
- Boot carpet to match interior colour
- Contrast binding to interior carpet overmats
- Contrast binding to boot carpets (only available with contrast binding to overmats)
- Contrast stitching
- Stitching to steering wheel in a contrast colour
- Hand cross stitching
- Embroidered Bentley emblems
- Drilled alloy sports foot pedals
- Knurled sports gear lever
- Personalised treadplate plaques
- Personalised embroidery to seat headrests

CONVENIENCE

- Adaptive cruise control*
- GPS tracking system provision, in addition to standard alarm system*
- GPS tracking system full fitment, in addition to standard alarm system*
- Remote control garage door / electronic gate opener*
- Naim® for Bentley Premium Audio System
- 6-disc CD changer fitted in glovebox
- TV tuner*
- Front ashtray with cigar lighter (single armrest)
- Front and rear ashtray with cigar lighter (twin armrest)

Continental GT V8 Convertible

STANDARD SPECIFICATION

(in addition to the Continental GT V8 coupé specification)

EXTERIOR

- Automatically folding 4-layer insulated fabric hood in 3 colours: Black, Blue, Grey
- 4 roof interior colours: Beluga, Blue, Grey, Saddle
- Remote control roof function

OPTIONAL SPECIFICATION

- Choice of 5 additional hood colours: Beige, Claret, Dark Brown, Dark Grey Metallic, Green (only available as part of the Colour Specification and Dark Grey Metallic subject to an additional cost)
- 4 additional roof interior colours: Camel, Light Grey, Magnolia, Saffron
- All Seasons Specification
- Wind deflector
- Electronically adjustable neck warmer
- Ski-hatch

Continental GT V8 S

STANDARD SPECIFICATION
(in addition to the Continental GT V8 coupé standard specification)

WHEELS
Wheel size: 20" open-spoke alloy wheel – painted with red wheel centre badges

SUSPENSION
• Lowered sports suspension (10 mm reduction compared to Continental GT V8)

EXTERIOR
• Beluga gloss front splitter, side sills, rear extension and diffuser body styling as part of the Lower Body Styling Specification
• Gloss black radiator grille with bright surround and centre strip
• Choice of 17 exterior paint colours: Beluga, Camel, Dark Cashmere, Dark Sapphire, Glacier White, Granite, Hallmark, Havana, Marlin, Meteor, Midnight Emerald, Moonbeam, Onyx, Portofino, St. James’ Red, Thunder, White Sand
• V8 S front wing badges (can be removed upon request)
• Red painted brake callipers

INTERIOR
• Full premium grade hide interior with a choice of 17 colours: Beluga, Brunel, Burnt Oak, Camel, Cumbrian Green, Damson, Fireglow, Hotspur, Imperial Blue, Linen, Magnolia, Newmarket Tan, Porpoise, Portland, Saddle, Saffron, Shortbread
• Piano Black veneer to console and fascia
• Sports, single-tone, 3-spoke, hide trimmed steering wheel
• Knurled sports gear lever
• V8 S treadplates
• Choice of 6 colour splits, including a unique GT V8 S interior colour split
• Leather headlining

OPTIONAL SPECIFICATION
EXTERIOR
• 100+ additional exterior paint colours and the bespoke colour matching service
• Jewel fuel and oil filler caps
• Sports exhaust
• Beluga gloss door mirrors
• Dark tint front and rear lamps
• Carbon ceramic brakes with red or black painted brake callipers
• Iron vented brake discs – black painted callipers
• 20" open-spoke alloy wheel – polished
• 20" open-spoke alloy wheel – dark tint
• 21" 6 twin-spoke alloy wheel – painted
• 21" 6 twin-spoke alloy wheel – polished
• 21" 6 twin-spoke alloy wheel – black machined (no cost option)
• 21" 10-spoke propeller alloy wheel – painted
• 21" 10-spoke propeller alloy wheel – polished
• 21" 5-spoke directional alloy wheel – painted (Mulliner Driving Specification only)
• Winter wheels and tyres
• Space saving spare wheel and tyre in lieu of tyre inflation kit*

INTERIOR
• Choice of 6 additional veneers: Burr Walnut, Chestnut, Dark Fiddleback Eucalyptus (no cost option), Dark Stained Burr Walnut, Madrona, Tamo Ash
• Bright tint aluminium fascia panels
• Veneer door and rear quarter inserts
• Twin front armrests
• Alcantara headlining
• Storage case to centre console
• Drilled alloy sports foot pedals
• Personalised tread plate plaques
• Dual tone, 3-spoke, hide-trimmed steering wheel
• Heated, single-tone, 3-spoke, hide-trimmed steering wheel
• Wood and hide 3-spoke, hide trimmed steering wheel (not available with Dark Fiddleback Eucalyptus)
• Sports, dual tone, 3-spoke, hide trimmed steering wheel
• Stitching to steering wheel in a contrast colour
• Contrast stitching
• Hand cross stitching
• Embroidered Bentley emblems
• Personalised embroidery to headrests
• Personalised treadplate plaques
• Deep pile overmats to front and rear (in lieu of standard mats)
• Lambswool rugs to front

• Boot carpet to match interior colour
• Contrast binding to interior carpet overmats
• Contrast binding to boot carpets (only available with contrast binding to overmats)
• Extended rear console

CONVENIENCE
• Ventilated front seats with massage function
• Adaptive cruise control*
• Bluetooth® telephone system with privacy handset (available when specified with twin front armrests)*
• SIM card reader
• TV tuner*
• Rear view camera*
• Remote control garage door / electronic gate opener*
• Naim™ for Bentley premium audio system
• Valet key
• 6-disc CD changer fitted in glovebox
• Front ashtray with cigar lighter (single armrest)
• Front and rear ashtray with cigar lighter (twin armrest) (only available with the extended rear console option)
• GPS tracking system provision, in addition to standard alarm system*
• GPS tracking system full fitment, in addition to standard alarm system*
• WiFi hotspot
• Premier Specification
• Mulliner Driving Specification
• Interior Styling Specification – with contrast stitching
• Interior Styling Specification – with hand cross stitching
• GT V8 S Sport Specification
• Extended GT V8 S Sport Specification

Continental GT V8 S Convertible

(in addition to the Continental GT V8 S coupé specification)

STANDARD SPECIFICATION
EXTERIOR
• Automatically folding 4-layer insulated fabric hood in 8 colours: Beige, Black, Blue, Claret, Dark Brown, Dark Grey Metallic, Green, Grey
• 8 roof interior colours: Beluga, Blue, Camel, Grey, Light Grey, Magnolia, Saddle, Saffron
• Remote control roof function

OPTIONAL SPECIFICATION
• All Seasons Specification
• Wind deflector
• Electronically adjustable neck warmer
• Ski-hatch



Continental GT

STANDARD SPECIFICATION

(in addition to the Continental GT V8 coupé standard specification)

- WHEELS
- Wheel size: 20" 6 tri-spoke alloy wheels – painted and diamond turned finish with black wheel centre badges

- EXTERIOR
- Black winged ‘B’ badge to radiator shell, boot lid and wheels
 - W12 badge to front fender
 - Twin oval stainless steel tailpipes
 - Choice of 17 exterior paint colours: Beluga, Camel, Dark Cashmere, Dark Sapphire, Glacier White, Granite, Hallmark, Havana, Marlin, Meteor, Midnight Emerald, Moonbeam, Onyx, Portofino, St. James’ Red, Thunder, White Sand

- INTERIOR
- Full premium grade hide interior with a choice of 17 colours: Beluga, Brunel, Burnt Oak, Camel, Cumbrian Green, Damson, Fireglow, Hotspur, Imperial Blue, Linen, Magnolia, Newmarket Tan, Porpoise, Portland, Saddle, Saffron, Shortbread
 - Through centre console with twin front armrests (front), rear centre armrest and ski-hatch
 - Burr Walnut or Dark Fiddleback Eucalyptus veneer to fascia panels and console
 - 5 interior colour splits
 - Treadplates with embossed ‘Bentley’

- OPTIONAL SPECIFICATION
- EXTERIOR
- 100+ additional exterior paint colours and the bespoke colour matching service
 - Jewel fuel and oil filler caps
 - Bright chromed lower bumper matrix style grille
 - Iron vented brake discs – red painted brake callipers
 - Carbon ceramic brakes with black or red callipers
 - 20" 6 tri-spoke alloy wheel – painted (no cost option)
 - 21" 7 twin-spoke alloy wheel – polished (Mulliner Driving Specification only)
 - 21" 7 twin-spoke alloy wheel – graphite and diamond turned (Mulliner Driving Specification only)
 - 21" 6 twin-spoke alloy wheel – polished
 - 21" 6 twin-spoke alloy wheel – painted
 - 21" 10-spoke propeller alloy wheel – polished
 - 21" 10-spoke propeller alloy wheel – painted
 - Winter wheels and tyres
 - 20" space saving spare wheel and tyre in lieu of tyre inflation kit*
- INTERIOR
- Choice of 6 additional veneers: Chestnut, Dark Stained Burr Walnut, Dark Fiddleback Eucalyptus, Madrona, Piano Black, Tamo Ash
 - Bright tint aluminium fascia panels
 - Carbon Fibre fascia panels
 - Carbon Fibre fascia, centre console and roof console
 - Veneer door and rear quarter inserts
 - Storage case to centre console
 - Deep pile overmats to front and rear
 - Lambswool rugs to front (in addition to standard overmats)
 - Dual tone, 3-spoke, hide-trimmed steering wheel
 - Heated, single-tone, 3-spoke, hide-trimmed steering wheel
 - Wood and hide 3-spoke, hide trimmed steering wheel (not available with Dark Fiddleback Eucalyptus)
 - Sports, single-tone, 3-spoke, hide trimmed steering wheel
 - Sports, dual tone, 3-spoke, hide trimmed steering wheel
 - Boot carpet to match interior colour
 - Contrast binding to interior carpet overmats
 - Stitching to steering wheel in a contrast colour
 - Contrast binding to boot carpets (only available with contrast binding to overmats)
 - Contrast stitching
 - Hand cross stitching
 - Embroidered Bentley emblems

- Drilled alloy sports foot pedals
- Knurled sports gear lever
- Alcantara headlining
- Personalised treadplate plaques
- Personalised embroidery to seat headrests
- Semi-aniline leather to seats and door inserts

- CONVENIENCE
- Adaptive cruise control*
 - GPS tracking system provision, in addition to standard alarm system*
 - GPS tracking system full fitment, in addition to standard alarm system*
 - Remote control garage door / electronic gate opener*
 - Naim™ for Bentley premium audio system
 - 6-disc CD changer fitted in glovebox
 - TV tuner*
 - Front and rear ashtray with cigar lighter
 - Ventilated front seats with massage function
 - Bluetooth® telephone system with privacy handset*
 - SIM card reader*
 - Rear view camera*
 - Valet key
 - WiFi hotspot
 - Mulliner Driving Specification
 - Premier Specification
 - Classic Specification
 - Interior Style Specification – contrast stitching
 - Interior Style Specification – hand cross stitching

Continental GT Convertible

(in addition to the Continental GT coupé specification)

- STANDARD SPECIFICATION
- EXTERIOR
- Automatically folding 4-layer insulated fabric hood in 8 colours: Beige, Black, Blue, Claret, Dark Brown, Dark Grey Metallic, Green, Grey
 - 8 roof interior colours: Beluga, Blue, Camel, Grey, Light Grey, Magnolia, Saddle, Saffron
 - Remote control roof function

- OPTIONAL SPECIFICATION
- All Seasons Specification
 - Wind deflector
 - Electronically adjustable neck warmer
 - Ski-hatch

Continental GT Speed

STANDARD SPECIFICATION
(in addition to the Continental GT V8 coupé standard specification)

WHEELS AND TYRES
Wheel size: 21" Speed wheel – dark tint with black wheel centre badges

SUSPENSION
• Lowered sports suspension (10 mm reduction compared to Continental GT)

EXTERIOR
• Dark tint radiator matrix and lower bumper grilles
• Black winged ‘B’ badge to radiator shell, boot lid and wheels
• Speed badge to front fender
• Body coloured lower rear bumper valance
• Jewel fuel and oil filler cap
• Rifled exhaust tailpipe finisher
• Choice of 17 exterior paint colours: Beluga, Camel, Dark Cashmere, Dark Sapphire, Glacier White, Granite, Hallmark, Havana, Marlin, Meteor, Midnight Emerald, Moonbeam, Onyx, Portofino, St. James’ Red, Thunder, White Sand

INTERIOR
• Mulliner Driving Specification
 - Bentley Speed emblem stitching (no cost option)
 - Drilled alloy sports foot pedals
 - Knurled sports gear lever
 - Diamond quilted, perforated leather hides to seats, door panels and rear quarter cabin panels
 - Indented hide headlining
• Full premium grade hide interior with a choice of 17 colours: Beluga, Brunel, Burnt Oak, Camel, Cumbrian Green, Damson, Fireglow, Hotspur, Imperial Blue, Linen, Magnolia, Newmarket Tan, Porpoise, Portland, Saddle, Saffron, Shortbread
• Through centre console with twin front armrests (front), rear centre armrest and ski-hatch
• 8 interior colour split options
• Piano Black veneer to fascia and console
• Leather headlining
• Speed treadplates
• Sports, single-tone, 3-spoke, hide trimmed steering wheel

OPTIONAL SPECIFICATION
EXTERIOR
• 100+ additional exterior paint colours and the bespoke colour matching service
• Chrome Bentley matrix grille integrated into bonnet with bright surround and centre strip and chrome lower bumper grilles
• Iron vented brake discs – black painted callipers (no cost option)
• Carbon ceramic brakes with black or red painted callipers
• 21" 7-spoke elegant alloy wheel – black limited edition
• 21" 5-spoke directional sports alloy wheel – painted
• 21" 5-spoke directional sports alloy wheel – dark tint
• 21" Speed alloy wheel – painted (no cost option)
• Winter wheels and tyres
• 21" space saving spare wheel and tyre in lieu of tyre inflation kit*

INTERIOR
• Choice of 6 additional veneers: Burr Walnut, Chestnut, Dark Fiddleback Eucalyptus, Dark Stained Burr Walnut, Madrona, Tamo Ash
• Dark tint aluminium fascia panels
• Dark tint aluminium fascia, centre console and roof console
• Bright tint aluminium fascia panels
• Carbon Fibre fascia panels
• Carbon Fibre fascia, centre console and roof console
• Veneer door and rear quarter inserts
• Storage case to centre console
• Deep pile overmats to front and rear (in lieu of standard mats)
• Lambswool rugs to front (in addition to standard overmats)
• Dual tone, 3-spoke, hide trimmed steering wheel
• Sports, dual tone, 3-spoke, hide trimmed steering wheel
• Heated, single tone, 3-spoke, hide trimmed steering wheel
• Wood and hide 3-spoke, hide trimmed steering wheel (not available with Dark Fiddleback Eucalyptus)
• Stitching to steering wheel in a contrast colour
• Boot carpet to match interior colour
• Contrast binding to interior carpet overmats
• Contrast binding to boot carpets (only available with contrast binding to overmats)
• Contrast stitching
• Hand cross stitching
• Personalised treadplate plaques

• Personalised embroidery to seat headrests
• Contrast stitching to diamond quilted hide
• Alcantara headlining
• Semi-aniline leather to seats and door inserts

CONVENIENCE
• Adaptive cruise control*
• GPS tracking system provision, in addition to standard alarm system*
• GPS tracking system full fitment, in addition to standard alarm system*
• Remote control garage door / electronic gate opener*
• Naim™ for Bentley premium audio system
• 6-disc CD changer fitted in glovebox
• TV tuner*
• Front and rear ashtray with cigar lighter
• Ventilated front seats with massage function
• Bluetooth® telephone system with privacy handset*
• SIM card reader*
• WiFi hotspot
• Rear view camera*
• Valet key
• Premier Specification
• Interior Style Specification – contrast stitching
• Interior Style Specification – hand cross stitching

Continental GT Speed Convertible

(in addition to the Continental GT Speed coupé specification)

STANDARD SPECIFICATION
EXTERIOR
• Automatically folding 4-layer insulated fabric hood in 8 colours: Beige, Black, Blue, Claret, Dark Brown, Dark Grey Metallic, Green, Grey
• 8 roof interior colours: Beluga, Blue, Camel, Grey, Light Grey, Magnolia, Saddle, Saffron
• Remote control roof function

OPTIONAL SPECIFICATION
• All Seasons Specification
• Wind deflector
• Electronically adjustable neck warmer
• Ski-hatch



CONTINENTAL
GT V8

Engine: 4.0 litre twin-turbocharged V8
Max power: 500 bhp / 373 kW / 507 PS @ 6,000 rpm
Max torque: 660 Nm / 487 lb ft @ 1,700 rpm
Transmission: 8-speed ZF transmission with Quickshift and steering column-mounted gearshift paddles
Driveline: Permanent all-wheel drive with 40:60 front to rear torque split
Top speed: 190 mph / 305 km/h
0-60 mph / 0-100 km/h: 4.6 seconds / 4.8 seconds
Wheelbase: 2,746 mm / 108 in
Overall length: 4,818 mm / 189.7 in
Width (across body): 1,947 mm / 76.7 in
Width (including mirrors): 2,226 mm / 87.6 in
Overall height: 1,401 mm / 55.2 in
Fuel tank: 90 litres / 20 gallons / 24 US gallons
Boot volume: 358 litres / 12.6 cu ft
Kerb weight (EU): 2,295 kg / 5,060 lb
Gross weight: 2,750 kg / 6,063 lb

Fuel consumption (EU Cycle)*

Urban: 18.2 mpg / 15.5 l/100 km
Extra urban: 36.2 mpg / 7.7 l/100 km
Combined: 26.8 mpg / 10.6 l/100 km
CO₂ emissions: 246 g/km

Fuel consumption (EPA Cycle)*

City driving (US): 15.0 mpg
Highway driving (US): 25.0 mpg
Combined (US): 19.0 mpg



CONTINENTAL
GT V8 S

Engine: 4.0 litre twin-turbocharged V8
Max power: 520 bhp / 388 kW / 528 PS @ 6,000 rpm
Max torque: 680 Nm / 502 lb ft @ 1,700 rpm
Transmission: 8-speed ZF transmission with Quickshift and steering column-mounted gearshift paddles
Driveline: Permanent all-wheel drive with 40:60 front to rear torque split
Top speed: 192 mph / 309 km/h
0-60 mph / 0-100 km/h: 4.3 seconds / 4.5 seconds
Wheelbase: 2,746 mm / 108 in
Overall length: 4,818 mm / 189.7 in
Width (across body): 1,947 mm / 76.7 in
Width (including mirrors): 2,226 mm / 87.6 in
Overall height: 1,391 mm / 54.8 in
Fuel tank: 90 litres / 20 gallons / 24 US gallons
Boot volume: 358 litres / 12.6 cu ft
Kerb weight (EU): 2,295 kg / 5,060 lb
Gross weight: 2,750 kg / 6,063 lb

Fuel consumption (EU Cycle)*

Urban: 18.0 mpg / 15.7 l/100 km
Extra urban: 36.2 mpg / 7.8 l/100 km
Combined: 26.4 mpg / 10.7 l/100 km
CO₂ emissions: 250 g/km

Fuel consumption (EPA Cycle)*

City driving (US): 15.0 mpg
Highway driving (US): 25.0 mpg
Combined (US): 19.0 mpg



CONTINENTAL
GT

Engine: 6.0 litre twin-turbocharged W12
Max power: 582 bhp / 434 kW / 590 PS @ 6,000 rpm
Max torque: 720 Nm / 531 lb ft @ 1,800 rpm
Transmission: 8-speed ZF transmission with Quickshift and steering column-mounted gearshift paddles
Driveline: Permanent all-wheel drive with 40:60 front to rear torque split
Top speed: 198 mph / 319 km/h
0-60 mph / 0-100 km/h: 4.3 seconds / 4.5 seconds
Wheelbase: 2,746 mm / 108 in
Overall length: 4,818 mm / 189.7 in
Width (across body): 1,947 mm / 76.7 in
Width (including mirrors): 2,226 mm / 87.6 in
Overall height: 1,401 mm / 55.2 in
Fuel tank: 90 litres / 20 gallons / 24 US gallons
Boot volume: 358 litres / 12.6 cu ft
Kerb weight (EU): 2,320 kg / 5,115 lb
Gross weight: 2,750 kg / 6,063 lb

Fuel consumption (EU Cycle)*

Urban: 12.9 mpg / 21.9 l/100 km
Extra urban: 28.8 mpg / 9.8 l/100 km
Combined: 19.9 mpg / 14.2 l/100 km
CO₂ emissions: 330 g/km

Fuel consumption (EPA Cycle)*

City driving (US): 12.0 mpg
Highway driving (US): 21.0 mpg
Combined (US): 15.0 mpg



CONTINENTAL
GT SPEED

Engine: 6.0 litre twin-turbocharged W12
Max power: 626 bhp / 467 kW / 635 PS @ 6,000 rpm
Max torque: 820 Nm / 605 lb ft @ 2,000 rpm
Transmission: 8-speed ZF transmission with Quickshift and steering column-mounted gearshift paddles
Driveline: Permanent all-wheel drive with 40:60 front to rear torque split
Top speed: 206 mph / 331 km/h
0-60 mph / 0-100 km/h: 4.0 seconds / 4.2 seconds
Wheelbase: 2,746 mm / 108 in
Overall length: 4,818 mm / 189.7 in
Width (across body): 1,947 mm / 76.7 in
Width (including mirrors): 2,226 mm / 87.6 in
Overall height: 1,391 mm / 54.8 in
Fuel tank: 90 litres / 20 gallons / 24 US gallons
Boot volume: 358 litres / 12.6 cu ft
Kerb weight (EU): 2,320 kg / 5,115 lb
Gross weight: 2,750 kg / 6,063 lb

Fuel consumption (EU Cycle)*

Urban: 13.0 mpg / 21.8 l/100 km
Extra urban: 27.4 mpg / 10.3 l/100 km
Combined: 19.3 mpg / 14.6 l/100 km
CO₂ emissions: 338 g/km

Fuel consumption (EPA Cycle)*

City driving (US): 12.0 mpg
Highway driving (US): 21.0 mpg
Combined (US): 15.0 mpg



CONTINENTAL
GT V8 CONVERTIBLE

Engine: 4.0 litre twin-turbocharged V8
Max power: 500 bhp / 373 kW / 507 PS @ 6,000 rpm
Max torque: 660 Nm / 487 lb ft @ 1,700 rpm
Transmission: 8-speed ZF transmission with Quickshift and steering column-mounted gearshift paddles
Driveline: Permanent all-wheel drive with 40:60 front to rear torque split
Top speed: 187 mph / 301 km/h
0-60 mph / 0-100 km/h: 4.7 seconds / 5.0 seconds
Wheelbase: 2,746 mm / 108 in
Overall length: 4,818 mm / 189.7 in
Width (across body): 1,947 mm / 76.7 in
Width (including mirrors): 2,226 mm / 87.6 in
Overall height: 1,400 mm / 55.1 in
Fuel tank: 90 litres / 20 gallons / 24 US gallons
Boot volume: 260 litres / 9.1 cu ft
Kerb weight (EU): 2,470 kg / 5,445 lb
Gross weight: 2,900 kg / 6,393 lb

Fuel consumption (EU Cycle)*

Urban: 17.8 mpg / 15.9 l/100 km
Extra urban: 35.3 mpg / 8.0 l/100 km
Combined: 25.9 mpg / 10.9 l/100 km
CO₂ emissions: 254 g/km

Fuel consumption (EPA Cycle)*

City driving (US): 14.0 mpg
Highway driving (US): 24.0 mpg
Combined (US): 17.0 mpg



CONTINENTAL
GT V8 S CONVERTIBLE

Engine: 4.0 litre twin-turbocharged V8
Max power: 520 bhp / 388 kW / 528 PS @ 6,000 rpm
Max torque: 680 Nm / 502 lb ft @ 1,700 rpm
Transmission: 8-speed ZF transmission with Quickshift and steering column-mounted gearshift paddles
Driveline: Permanent all-wheel drive with 40:60 front to rear torque split
Top speed: 191 mph / 308 km/h
0-60 mph / 0-100 km/h: 4.5 seconds / 4.7 seconds
Wheelbase: 2,746 mm / 108 in
Overall length: 4,818 mm / 189.7 in
Width (across body): 1,947 mm / 76.7 in
Width (including mirrors): 2,226 mm / 87.6 in
Overall height: 1,390 mm / 54.7 in
Fuel tank: 90 litres / 20 gallons / 24 US gallons
Boot volume: 260 litres / 9.1 cu ft
Kerb weight (EU): 2,470 kg / 5,445 lb
Gross weight: 2,900 kg / 6,393 lb

Fuel consumption (EU Cycle)*

Urban: 17.5 mpg / 16.1 l/100 km
Extra urban: 34.9 mpg / 8.1 l/100 km
Combined: 25.4 mpg / 11.1 l/100 km
CO₂ emissions: 258 g/km

Fuel consumption (EPA Cycle)*

City driving (US): 14.0 mpg
Highway driving (US): 24.0 mpg
Combined (US): 17.0 mpg



CONTINENTAL
GT CONVERTIBLE

Engine: 6.0 litre twin-turbocharged W12
Max power: 582 bhp / 434 kW / 590 PS @ 6,000 rpm
Max torque: 720 Nm / 531 lb ft @ 1,800 rpm
Transmission: 8-speed ZF transmission with Quickshift and steering column-mounted gearshift paddles
Driveline: Permanent all-wheel drive with 40:60 front to rear torque split
Top speed: 196 mph / 315 km/h
0-60 mph / 0-100 km/h: 4.4 seconds / 4.7 seconds
Wheelbase: 2,746 mm / 108 in
Overall length: 4,818 mm / 189.7 in
Width (across body): 1,947 mm / 76.7 in
Width (including mirrors): 2,226 mm / 87.6 in
Overall height: 1,400 mm / 55.1 in
Fuel tank: 90 litres / 20 gallons / 24 US gallons
Boot volume: 260 litres / 9.1 cu ft
Kerb weight (EU): 2,495 kg / 5,501 lb
Gross weight: 2,900 kg / 6,393 lb

Fuel consumption (EU Cycle)*

Urban: 13.0 mpg / 21.7 l/100 km
Extra urban: 28.5 mpg / 9.9 l/100 km
Combined: 19.8 mpg / 14.3 l/100 km
CO₂ emissions: 333 g/km

Fuel consumption (EPA Cycle)*

City driving (US): 12.0 mpg
Highway driving (US): 20.0 mpg
Combined (US): 15.0 mpg



CONTINENTAL
GT SPEED CONVERTIBLE

Engine: 6.0 litre twin-turbocharged W12
Max power: 626 bhp / 467 kW / 635 PS @ 6,000 rpm
Max torque: 820 Nm / 605 lb ft @ 2,000 rpm
Transmission: 8-speed ZF transmission with Quickshift and steering column-mounted gearshift paddles
Driveline: Permanent all-wheel drive with 40:60 front to rear torque split
Top speed: 203 mph / 327 km/h
0-60 mph / 0-100 km/h: 4.1 seconds / 4.4 seconds
Wheelbase: 2,746 mm / 108 in
Overall length: 4,818 mm / 189.7 in
Width (across body): 1,947 mm / 76.7 in
Width (including mirrors): 2,226 mm / 87.6 in
Overall height: 1,390 mm / 54.7 in
Fuel tank: 90 litres / 20 gallons / 24 US gallons
Boot volume: 260 litres / 9.1 cu ft
Kerb weight (EU): 2,495 kg / 5,501 lb
Gross weight: 2,900 kg / 6,393 lb

Fuel consumption (EU Cycle)*

Urban: 12.7 mpg / 22.3 l/100 km
Extra urban: 26.9 mpg / 10.5 l/100 km
Combined: 19.0 mpg / 14.9 l/100 km
CO₂ emissions: 347 g/km

Fuel consumption (EPA Cycle)*

City driving (US): 12.0 mpg
Highway driving (US): 20.0 mpg
Combined (US): 15.0 mpg

* Fuel consumption figures are provisional and subject to Type and EPA Approval.



