

Ultimate Exotic Buyer's Inspection Guide

How To Spot Hidden Problems, Decode PPI Reports, And Negotiate With Total Confidence

Buying an exotic or luxury car isn't just about passion, about making a financially wise decision.

Afterall, it is for most people the second most expensive purchase after their house.

Every year, thousands of people lose tens of thousands of dollars buying the wrong car... not because they picked the wrong brand, but because they skipped one crucial step: **a proper inspection.**

Most people would never buy a house without paying for an inspection first.

What if it had a leaky roof, cracked foundation, or a termite problem... all things a normal consumer would never notice.

Luckily, the same due diligence can be applied towards luxury and exotic cars.

The truth is, exotic cars are not like normal cars.

A chipped rotor, a misaligned carbon panel, or an oil leak the size of a coin can turn your dream car into a financial disaster overnight.

This guide was created to protect you from that.

Inside, you'll learn exactly how to evaluate any exotic before buying, how to read a Pre-Purchase Inspection (PPI) report like an expert, and how to use those findings to **negotiate stronger, safer, and smarter deals.**

By the time you're done reading, you'll know how to avoid problem cars, buy with confidence, and protect your profit on every deal.

Why A Pre-Purchase Inspection (PPI) Is Non-Negotiable

When you're buying a \$100k–\$300k vehicle, emotion can cloud judgment fast.

You're imagining the drive, the sound, the reactions, but one missed detail can cost more than a year's worth of ownership.

A **Pre-Purchase Inspection (PPI)** is a professional, third-party evaluation that reveals the true condition of the car. It's your *financial X-ray* before committing.

Why it's essential:

- **Hidden Issues:** Even perfect-looking cars can have \$10k–\$30k worth of problems.
- **Negotiation Power:** Every issue becomes leverage to lower the price.
- **Peace of Mind:** Buy with confidence, not guesswork.

While any mechanic can look for basic issues, we recommend you to find third party shops that are experienced in a specific make or model.

Meaning... don't have a Toyota mechanic inspect a BMW.

Not only do they lack the knowledge, many shops lack the proprietary tools to read vehicle control units like the engine or transmission.

This is where logs and important data can be accessed that shows more than the surface.

If for any reason you can't locate a nearby shop local to the car you're looking at, a dealership is still OK.

Sometimes scheduling a PPI can be difficult if a dealer is not willing to drive or transport the vehicle offsite to a mechanic.

I can't tell you how many times I've skipped purchasing a car because of the lack of a PPI.

While there are companies like Lemon Squad, they too lack the experience and tools needed to perform a thorough inspection.

Skipping a PPI is like buying a house without an inspection. You might get lucky once, but eventually, it'll cost you dearly.

While there is a cost associated with Pre-Purchase Inspections, it usually is around \$150-\$1,000 depending on where you go and what's entailed.

But rest assured this small investment could provide the biggest return on investment when it comes to purchasing a luxury or exotic car.

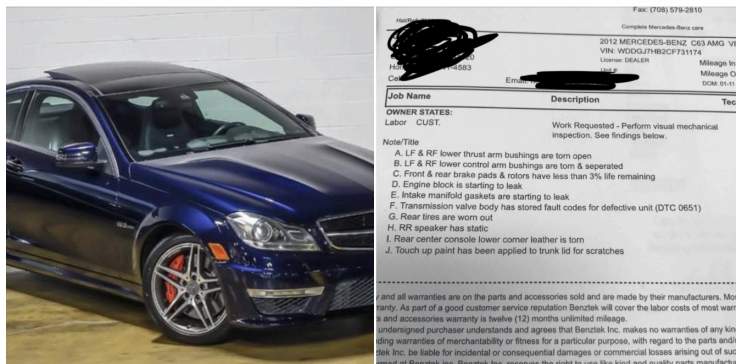
And yes, even if a car is like-new, under factory warranty, or certified pre-owned, you still want to get a PPI.



Jose Garcia

Just saved myself \$8k getting a \$120 PPI done on this C63 being sold at Highline Auto Sales just outside of Chicago

Stay away from this one if looking for a C63



Most independent shops will offer PPIs based on the mechanical aspect of a car.

Some shops will also go above and beyond and look at body panels for chips, curb rash, damage, or paint work using tools like paint meters for inconsistencies between panels.

Ideally you want both, but at bare minimum always get the mechanical.

Here Are Examples of Pre-Purchase Inspection Reports:

PARK PLACE LTD 1807 130TH AVE NE BELLEVUE, WA 98005 425-746-5447 FAX: 425-746-1344 WWW.PARKPLACELTD.COM								63005 ATK
VEHICLE ID		MILES IN	MILES OUT	DATE/TIME IN	DATE OUT	INVOICE NO.		
23556		23556	04/12/23 08:10	04/12/23	63005			
VEHICLE DESCRIPTION					TAG NO.	STATUS		
2016 MERCEDES-B S CLASS S6 (DIAMOND WH)					00099	COMPLETE		
CONTROL NO.	LICENSE PLATE NO.	CUST. LABOR RATE	PROD. DATE	IN-SERV DATE	DELIV. DATE	DELIV. MILES	TERMS	
078433	BTP5137						Cash	
CELL	PHONE 2	PHONE 3	STOCK NO.	SERV. ADV.		RO COMMENT		
			C1992	JOHN PEREZ (478)				
Line	Op-Code	Fail Code	Tech	Hours	Type	Amount		
A			A74		Customer	\$283.50		
Concern	Customer states pre purchase inspection							
Correction	COMPLETED SAFETY INSPECTION, FOUND REAR PADS TO BE BELOW MIN SPEC AND ROTORS ARE SATRTING TO DEVELOP A LIP (RECOMMEND REPALCING). COMPLETED ROAD TEST TO ENSURE NO FURTHER ISSUES, FOUND NO FURTHER FUALTS OR ISSUES AT THIS TIME.							
Line Total...						\$283.50		
Totals								
						Amount		
Labor						\$283.50		
Shop Supplies						\$8.51		
SalesTax						\$29.49		
Total Amount Due						\$321.50		
Credit Card						\$321.50		
CTRL#63005						---		
Warranty All retail-priced customer paid repair work is warranted for 12 months or 12,000 miles whichever comes first. Manufacturer's vehicle warranty expires/expired on _____. There are options available for 1 & 2 year Aston Martin Extended Service Contracts. Please inquire for your specific model.				On behalf of servicing dealer, I hereby certify that the information contained hereon is accurate unless otherwise shown. Warranty services described were performed at no charge to owner. There was no indication from the appearance of the vehicle or otherwise, that any part repaired or replaced under this claim had been connected in any way with any accident, negligence, or misuse. Records supporting this claim are available for (1) year from the date of payment notification at the servicing dealer for inspection by manufacturer's representative.				
X _____ Customer Signature				X _____ (Signed) Dealer, General Manager, Or Authorized Person (Date)				

MULTI-POINT INSPECTION CHECK LIST

Dealer Name: <u>Miller Motors</u>	Dealer Number:	Date: <u>3/10/23</u>
Vehicle registration:	VIN: <u>000807</u>	km / miles: <u>10594</u>
Colour: <u>Red</u>	Inspected by: <u>Emmanuel Geltre</u>	
Invoice / Job no: <u>5877</u>	Date:	

Vehicle exterior/fluid and battery checks			
1.0 - Two technicians will be required for step 1.1	OK	Not OK	Rectified
1.1 Check exterior lighting function and headlight alignment	✓		
1.2 Check headlamp/windscreen washer system and blade condition	✓		
1.3 Check window glazing	✓		
1.4 Check exterior light glazing	✓		
1.5 Check gaps and seals of doors, engine cover, and luggage compartment lid	✓		
1.6 Check fuel filler flap manual opening	✓		
1.7 Check controls and adjusters in general (hinges, doors, luggage lid and engine cover)	✓		
1.8 Check function of all keys, locks, and fobs	✓		
1.9 Check battery connections and charge (physical check) - Ref. AA-RM-02A02-03-004	✓		
1.10 Check/adjust fluid level of brake system (bleed if required) - Ref. AA-RM-03C01-01-005	✓		
1.11 Check/adjust fluid level of power steering - Ref. AA-RM-03D01-01-008	✓		
1.12 Check/adjust fluid level of windshield washer system	✓		
Interior function checks			
2.0 - Carry out cluster checks	OK	Not OK	Rectified
2.1 Check battery condition	✓		
2.2 Check engine oil level - Ref. AA-RM-04F02-01-007	✓		
2.3 Check TPMS (Tyre Pressure Monitoring System)	✓		
2.4 Check indicator lamps, hazard lamps and warning lamps	✓		
2.5 Check reverse mirror dip	✓		
2.6 Reset valet mode pin number to 0000	✓		
3.0 - Carry out IRIS checks	OK	Not OK	Rectified
3.1 Check operation of IRIS system (audio/phone/pc/cameras/nav), clear HOME and FAVOURITE settings from Nav	✓		



Apex Motorsports, LLC
1250 Busch Parkway
Door #9
Buffalo Grove, IL 60089
(773) 547-3877
info@apexmotorsportsil.com
apexmotorsportsil.com

Invoice #1451

Created: 3/22/2022
Invoiced: 3/22/2022
Service Writer: James LaPorte

2012 MERCEDES-BENZ SLS-Class (Red)

VIN:

Mileage:

20,527

Recommendations

Performed PPI. Rock chip in the middle of the windshield. Found front lower bumper, belly shields, crossmember, and rear belly shield have scratches. The rear bumper is cracked near the RH exhaust finisher. Akrapovic exhaust is installed on vehicle. The rear transmission is slightly wet near the drain and fill plugs in the diff portion. Tires all have DOT dates of 2014/2015. The blind spot warning light is in-op from RH door. Vehicle is due for schedule B maintenance. Key fob battery is low. KW shocks and springs are installed all around. Battery tested GOOD/RECHARGE, but the CCAs are low, and the manufacturing date is 06/18. RennTech Programmer is installed on the OBD connector.

PPI PRE PURCHASE INSPECTION

Performed PPI. Rock chip in the middle of the windshield. Found front lower bumper, belly shields, crossmember, and the rear belly shield have scratches. The rear bumper is cracked near the RH exhaust finisher. Akrapovic exhaust is installed on vehicle. The rear transmission is slightly wet near the drain and fill plugs in the diff portion. Tires all have DOT dates of 2014/2015. The blind spot warning light is in-op from RH door. Vehicle is due for schedule B maintenance. Key fob battery is low. KW shocks and springs are installed all around. Battery tested GOOD/RECHARGE, but the CCAs are low, and the manufacturing date is 06/18. RennTech Programmer is installed on the OBD connector.

Description	Subtotal
1 PPI	\$350.00
Total: \$350.00	

Thank you for your business. The work is complete and your payment is due upon pickup of the vehicle. Mechanics liens may be placed on vehicles until repairs are paid for in full. Please contact us promptly if you have any questions about anything we did.

Signature _____

Parts	\$0.00
Labor	\$350.00
Subtotal	\$350.00
Tax	\$0.00
Grand Total	\$350.00
Paid To Date	(\$0.00)


REMAINING BALANCE	\$350.00
--------------------------	-----------------



Excell Auto Sport & Service, Inc.
5471 N. Dixie Highway
Boca Raton, FL 33487
(561) 990-7868
service@excellautosps.com
excellrace.com

Inspection #7070

Created: 12/11/2024
Invoiced: 12/11/2024









2019 Ferrari 812 Superfast Base (red)

VIN: [REDACTED]
Engine Size: 6.5L V12 (F140 GA) GAS FI
Transmission: AutomaticDualClutch
Mileage In: 11,560 mi
Mileage Out: 11,563 mi

Pre-Purchase Inspection

Inspected: 12/12/2024
Completed: 12/11/2024

Item	Green	Yellow	Red	N/A
1 Vehicle Exterior Overview	✓			
<p>Note/Recommendation: Rims have curb rash Rear bumper "Rh" has Damage Right rear window trim has a scratch Left headlight has scratches on lens Left fender has deep scratches Front lip has damage Side skirts have damage Underside wear</p> <div> </div>				



149 Old Lancaster Road, Devon, PA 19333 • www.premiereurocars.com • 610-964-0477

04/24/2024

Invoice #
23807

Bill To:
Premier Eurocars, LLC
149 Old Lancaster Road
Devon, PA 19333

2017 McLaren 570S Graphite

Odometer In: 2875

VIN: [REDACTED]

Inspection: 09/30/2024

Invoice

Perform Pre Purchase Inspection on Performance Vehicle.

Completed Pre-Purchase Inspection. Highlights are as follows:

Overall vehicle is in excellent condition.

Brakes: F - 10/32
R - 10/32

Tires: F - 8/32 [225/35/19]
R - 7/32 [285/35/20]

- 1) Paint measurements: 4.5 - 5.5mm on all body panels. No scratches of note.
- 2) Wear is normal, no excessive runout on tires. No wheel curb rash.
- 3) Oil dimples on dry sump drain plugs. Oil measures in appropriate range. No active leaks noted. (See photos)

Labor: \$395.00

Parts: \$0.00

Sublet: \$0.00

Job Total: \$395.00

Service Advisor: Lang, Calvin
Technician(s): Almonte, Yuerlin

I hereby authorize the above repair work to be done along with the necessary material and hereby grant you and/or your employees permission to operate the vehicle described for testing and/or inspection. Express mechanic's lien is hereby acknowledged on above vehicle to secure the amount of repairs thereto.

All Parts removed will be discarded upon completion of repair unless instructed otherwise.
NOT RESPONSIBLE FOR LOSS OR DAMAGE TO CARS OR ARTICLES LEFT IN CARS IN CASE OF FIRE, THEFT OR ANY OTHER CAUSE.

Warranty on new parts provided by Premier Eurocars, LLC and labor is 12 months or 12,000 miles whichever occurs first. Warranty work has to be performed in our shop & credit will not exceed the original cost of repair. There is no warranty on customer provided parts. All Estimates are Good for 30 days.

Labor Total:	\$395.00
Parts Total:	\$0.00
Job Supplies:	\$0.00
Haz/Mat Fees:	\$0.00
<hr/>	
Sub Total:	\$395.00
Tax Total:	\$23.70
Grand Total:	\$418.70
Balance Due:	\$418.70



SIGNATURE..... DATE.....



The 6-Step Inspection Framework

The more thorough the inspection, the better your odds are of buying a car that will become a headache down the road.

There are 6 different steps we recommend to ensure you're not buying a lemon and one that separates *profitable cars* from *financial disasters*.

Here are some general items to look for and request for any kind of Pre-Purchase Inspection

1. Initial Visual Check:

- a. Panel gap misalignment (indicate replacement)
- b. Paint work (repairs)
- c. Rock chips or deep scratches
- d. Wheel scuffs and curb rash
- e. Fading clearcoat on trim panels like carbon fiber
- f. Tire age and treadlife
- g. Rust and corrosion under car
- h. Paint protection film installation issues

2. Mechanical Review:

- a. Brake pad and rotors wear or damage
- b. Engine leaks (valve covers, oil filters, rear main seal, etc)
- c. Leaking struts
- d. Worn or torn bushings
- e. Transmission and differential leaks
- f. Clutch wear reading (if applicable for manual cars)
- g. Mechanical shavings in engine / transmission plugs/filters
- h. Engine compression tests (NOT common but can be done)
- i. Worn engine belts

3. Diagnostic Scans:

- a. Pull codes for stored or active Check Engine Lights
- b. Check over-rev history (especially Porsche)
- c. Verify mileage - Odometer fraud is rampant for new Audi, BMW, Mercedes, Lamborghini
- d. See if car has been previously tuned - Could indicate excessive engine and transmission stress

4. Interior & Electronics:

- a. Test all switches, seat functions, infotainment controls.
- b. Sticky buttons on older exotics (Ferrari, Maserati, Lambo)
- c. Sagging headliners
- d. Seat rips and tears
- e. Hot/warm air conditioning may need a recharge or sign of larger issue

5. Test Drive:

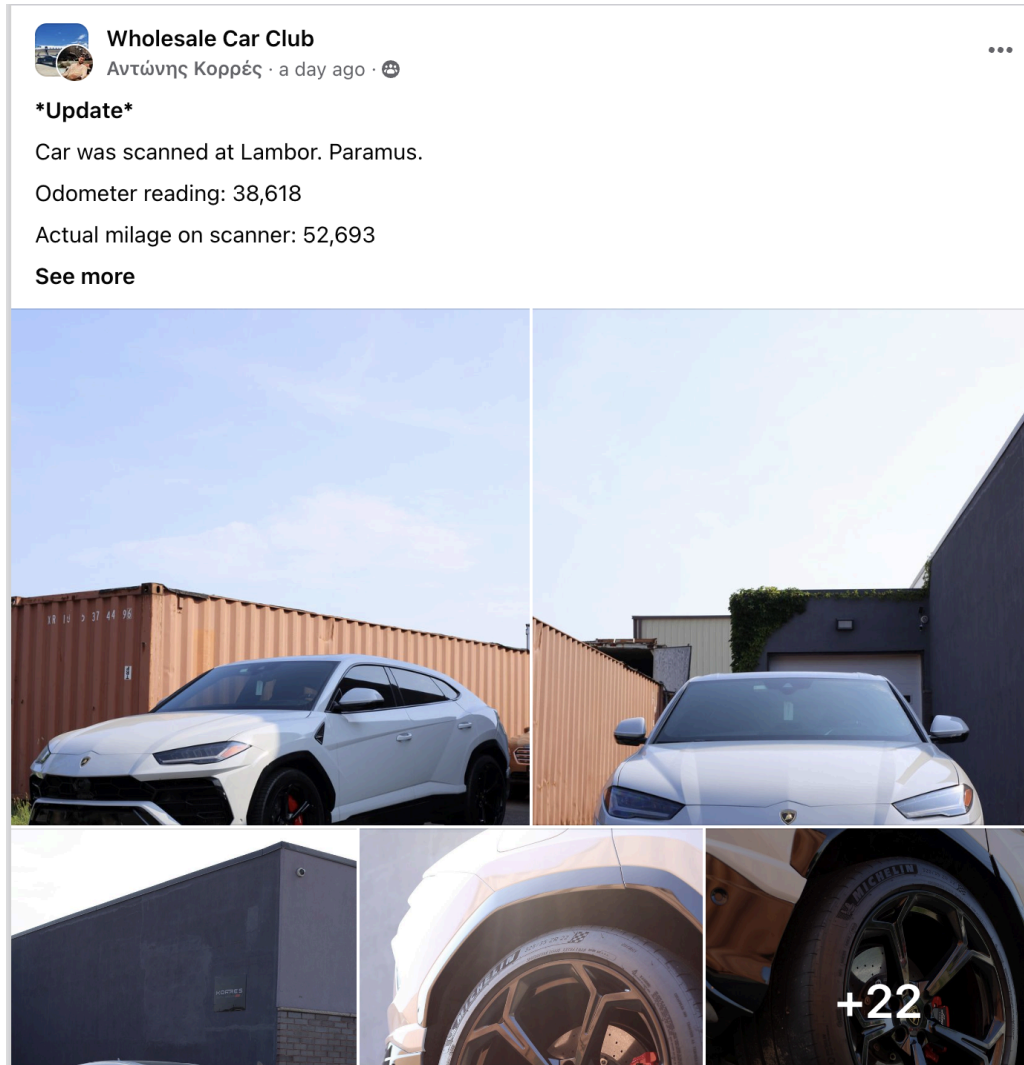
- a. Feel for vibrations and alignment issues
- b. Excessive brake noise could indicate worn pads/rotors
- c. Rough gear engagement could indicate need for transmission flush

- d. Pay attention to unusual noises like grinding, knocking, screeching, etc

6. Documentation Review:

- a. Verify service records (if applicable)
- b. Check title for clear status
- c. Verify VIN matches throughout the car (dash, enginebay, engine, etc.
- d. Run a CarFax/Autocheck for accident and service history

Here's example of odometer rollback:



Turn Inspections Into Negotiation Power

What may look good visually might be hiding thousands (or tens of thousands) of dollars in hidden repairs.

It doesn't mean the deal is off the table.

It just means you have leverage.

Leverage to negotiate the price to offset the repairs.

Some dealers will cover all issues.

Other dealers might meet you half way.

While others will make no effort and just try to sell to the next sucker.

Knowledge is power and when it comes to luxury and exotic cars, always do your due diligence.

Be ready to walk away if there is more trouble than it seems.

For many people their first luxury or exotic car is the most exciting, but it can quickly turn into a nightmare for the inexperienced.

We're here to help and want to ensure you have the best experience.

Every dollar you save on the way in becomes profit on the way out.

Now you have the knowledge to inspect, decode, and negotiate with total confidence.

Drive smarter. Buy stronger. Profit bigger.



Matthew Roberts

★ Rising Star · August 12 at 9:46 PM · 🗨️



Thank you Exotic car hacks for the training / advice / videos and all of the community support and advice when I posted questions.

Brought her home today. 🤘. \$12,500 off the top and \$8000 in service and repairs performed by Ferrari. All paid for by the dealership.

